

FROSTY 3, Slush and sherbet machine, with 3x12-litres bowl



**Ref: 563030
(FROSTY3NEW)**

Slush and sherbet machine, with 3x12-litres lighted bowls, and mechanical control, refrigerant gas R290

General Features

FROSTY is the ideal slushy machine for those who want large-sized equipment with high performance, but with a low investment budget.

FROSTY 3 is the equipment for the production and dispensing of slushie, sherbets and other frozen specialties, with n. 3 tanks with a capacity of 12 litres each.

Tanks work independently and are illuminated with a LED lighting system, for a strong appeal to the consumer, and encouraging impulse purchases.

FROSTY has a double mixing system prevents ice accumulation, for optimum product consistency.

This slush machine has a manual control keypad, to turn on/off the lights and set the "production" mode and the "night" mode"

FROSTY 3, Slush and sherbet machine, with 3x12-litres bowl

Specifications

- Safety stop system.
- It is possible to customize the graphics on the front, on the lid and on the back (subject to negotiation).
- Equipped with a LED lighting system to enhance product visibility, for a strong attraction effect, and to stimulate impulse purchases.
- Lockable lid
- Slushes, sherbets and other frozen products in a machine that has an extraordinary quality/price ratio.
- It's perfect for both indoor and outdoor use, and exerts a strong appeal on the consumer, encouraging impulse purchasing.
- It is a great option when a large sized, high performance, without a high cost in investment is required.
- It is customizable for merchandising actions. The LED's lighted lid gives the machine an even more attractive look.
- This slush machine has a manual control keypad, tanks work independently and the lid is lockable.
- Tanks work independently.
- It has 3x12 liters bowls. The double mixing system prevents ice accumulation for optimum product consistency.

Construction

- Double mixing system to guarantee a perfect consistency of the dispensed product.

FROSTY 3, Slush and sherbet machine, with 3x12-litres bowl

Electric

| | |
|------------------------|--------------------------|
| Supply voltage: | 220-240 V / 1 ph / 50 Hz |
| Electrical power max.: | 1.1 kW |
| Current consumption: | 6.25 Amps |
| Plug type: | CE-SCHUKO |

Key Information:

| | |
|---------------------|------------|
| Number of bowls: | 3 |
| Bowl's capacity: | 12 lt |
| Control board: | Mechanical |
| Dimensions, Width: | 600 mm |
| Dimensions, Depth: | 555 mm |
| Dimensions, Height: | 825 mm |
| Net weight: | 71 kg |

Refrigeration Data

| | |
|------------------|------|
| Refrigerant gas: | R290 |
|------------------|------|

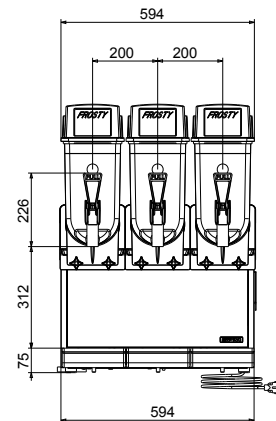
Certifications



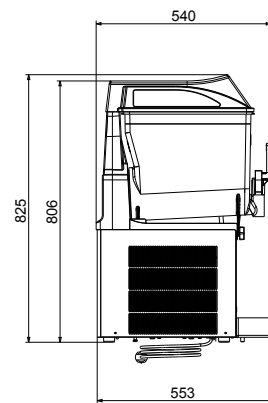
The company reserves the right to make modifications to the products without prior notice. All information correct at time of printing.

2024.10.09

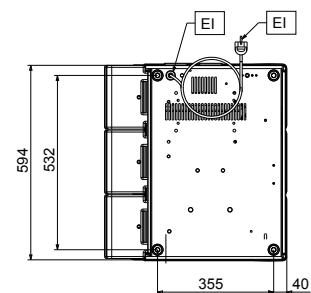
Front



Side



Other



CRATHCO

www.crathco.drink-systems.com
infocrathco@electroluxprofessional.com